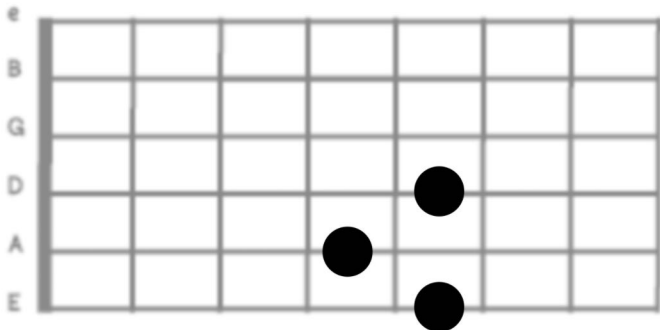


# Blues oefening

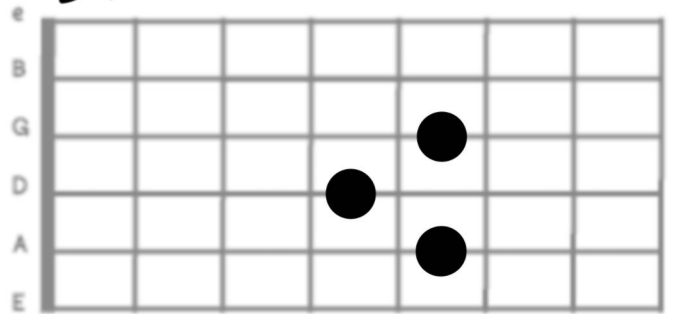
A7	D7	A7	A7
D7	D7	A7	A7
E7	D7	A7	E7

A7	D9	A7	A7
D9	D9	A7	A7
E9	D9	A7	E9

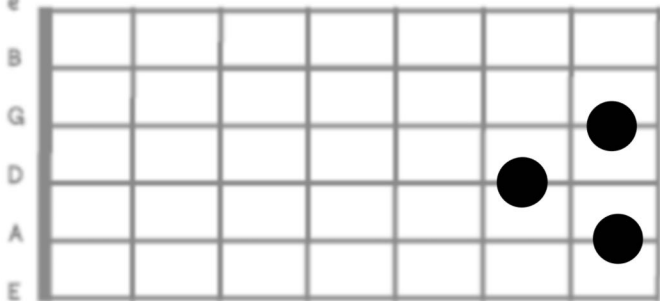
A7



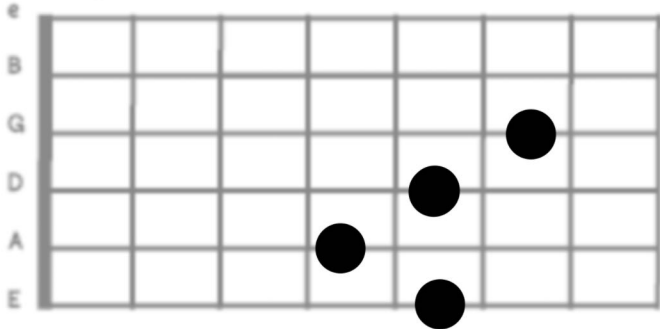
D7



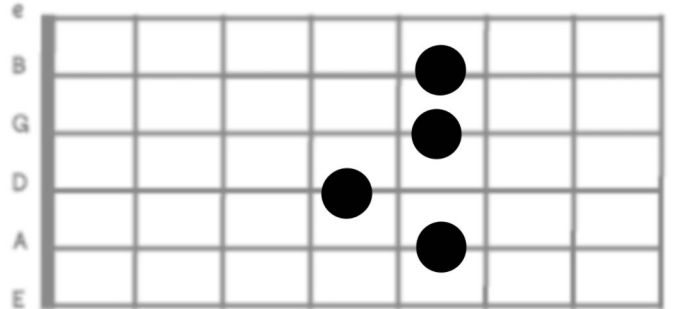
E7



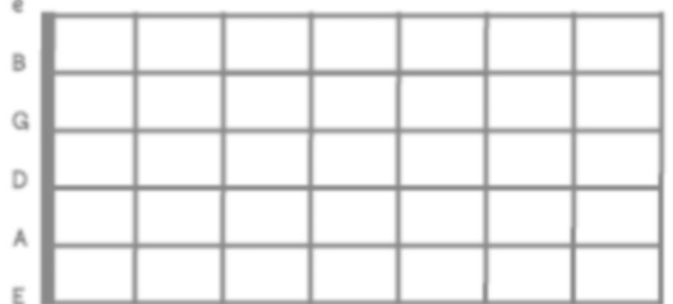
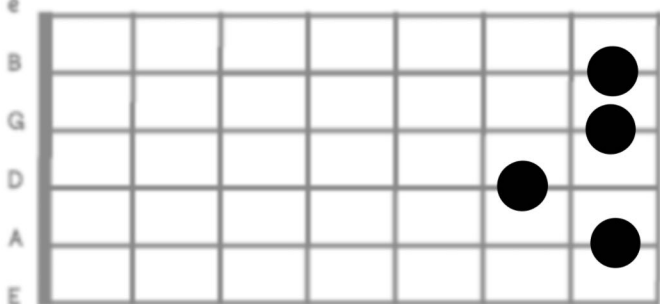
A7



D9



E9



A7

Handwritten guitar chord diagram for A7 on a six-string guitar. The strings are labeled e, B, G, D, A, E from top to bottom. The diagram shows the following fret numbers: 5 on the E string, 5 on the A string, 0 on the D string, 5 on the G string, 5 on the B string, and 5 on the e string.

D7

Handwritten guitar chord diagram for D7 on a six-string guitar. The strings are labeled e, B, G, D, A, E from top to bottom. The diagram shows the following fret numbers: 5 on the E string, 5 on the A string, 0 on the D string, 5 on the G string, 5 on the B string, and 5 on the e string.

E7

Handwritten guitar chord diagram for E7 on a six-string guitar. The strings are labeled e, B, G, D, A, E from top to bottom. The diagram shows the following fret numbers: 7 on the E string, 7 on the A string, 6 on the D string, 7 on the G string, 6 on the B string, and 7 on the e string.